

FOR QUESTIONS, CALL THE
Southern California Office
Alberto Hernandez
PHONE: (714) 957-1500
EMAIL: reg86@captiveaire.com

PATENT NUMBERS

AC-PSP (UNITED STATES) - US PATENT 7963830 B2.
AC-PSP WALL (CANADA) - CA PATENT 2820509.
AC-PSP ISLAND (CANADA) - CA PATENT 2520330.

HOOD INFORMATION — JOB#4848007

HOOD NO	TAG	MODEL	MANUFACTURER	LENGTH	MAX COOKING TEMP	TYPE	APPLIANCE DUTY	DESIGN CFM/FT	TOTAL EXH CFM	EXHAUST PLENUM RISER(S)						MUA CFM	AC CFM	HOOD CONSTRUCTION	HOOD CONFIG		
										WIDTH	LENG	HEIGHT	DIA	CFM	VEL				SP	END TO END	ROW
1		4824 ND-2-ACPSP-F	CAPTIVEAIRE	11' 6"	600 DEG	I	HEAVY	300	3450			4'	18"	3450	1952	-0.635'	2760	518	430 SS WHERE EXPOSED	LEFT	ALONE
2		4824 ND-2-ACPSP-F	CAPTIVEAIRE	11' 6"	600 DEG	I	HEAVY	300	3450			4'	18"	3450	1952	-0.635'	2760	518	430 SS WHERE EXPOSED	RIGHT	ALONE

ETL LISTING DESCRIPTION BLOCK
THE CAPTIVEAIRE MODEL ND-2 HAS BEEN E.T.L. TESTED, LISTED, AND APPROVED TO EXHAUST A MINIMUM OF 200 CFM PER LINEAR FOOT OVER 600 DEGREE COOKING EQUIPMENT

HOOD INFORMATION

HOOD NO	TAG	FILTER(S)				LIGHT(S)			UTILITY CABINET(S)					FIRE SYSTEM PIPING	HOOD HANGING WEIGHT		
		TYPE	QTY	HEIGHT	LENGTH	EFFICIENCY @ 7 MICRONS	QTY	TYPE	WIRE GUARD	LOCATION	SIZE	FIRE SYSTEM				ELECTRICAL	SWITCHES
												TYPE	SIZE			MODEL #	QUANTITY
1		SS BAFFLE WITH HANDLES	8	20"	16"	30%	10	RECESSED	NO	WALL MNT	12"x54"x24"	ANSUL R102	3.0/3.0/3.0	SC-321110FP-SEP	1 LIGHT 1 FAN	YES	666 LBS
2		SS BAFFLE WITH HANDLES	8	20"	16"	30%	10	RECESSED	NO	RIGHT	20"x48"x24"					YES	756 LBS

HOOD OPTIONS

HOOD NO	TAG	OPTION
1		LEFT END STANDOFF 3" WIDE 48" LONG. RISER SENSOR INSTALL 6IN PLEN.
2		RISER SENSOR INSTALL 6IN PLEN.

PERFORATED SUPPLY PLENUM(S)

HOOD NO	TAG	POS	LENGTH	WIDTH	HEIGHT	TYPE	RISER(S)				
							WIDTH	LENG	DIA	CFM	SP
1		Front	141"	22"	6"	MUA	10"	28"		1380	0.696"
						MUA	10"	28"		1380	0.696"
						AC			8"	259	0.160"
						AC			8"	259	0.160"
2		Front	158"	22"	6"	MUA	10"	28"		1380	0.696"
						MUA	10"	28"		1380	0.696"
						AC			8"	259	0.145"
						AC			8"	259	0.145"

WALL-MOUNT UTILITY CABINET

HOOD NO	LOCATION	SIZE	UTILITY CABINET(S)				WEIGHT
			FIRE SYSTEM TYPE	ELECTRICAL SIZE	SWITCHES MODEL #	QUANTITY	
1	WALL MNT	12"x54"x24"	ANSUL R102	3.0/3.0/3.0	SC-321110FP-SEP	1 LIGHT 1 FAN	305.00 LBS

NOTE: UNLESS OTHERWISE STATED, PANDA RESTAURANT GROUP SHALL PROVIDE ALL EQUIPMENT ON THE FOLLOWING CAPTIVEAIRE SHEETS, INCLUDING: HOODS, FIRE SYTEM, EXHAUST FANS, SUPPLY FAN, BATHROOM FAN AND ELECTRICAL INTERLOCK PACKAGE

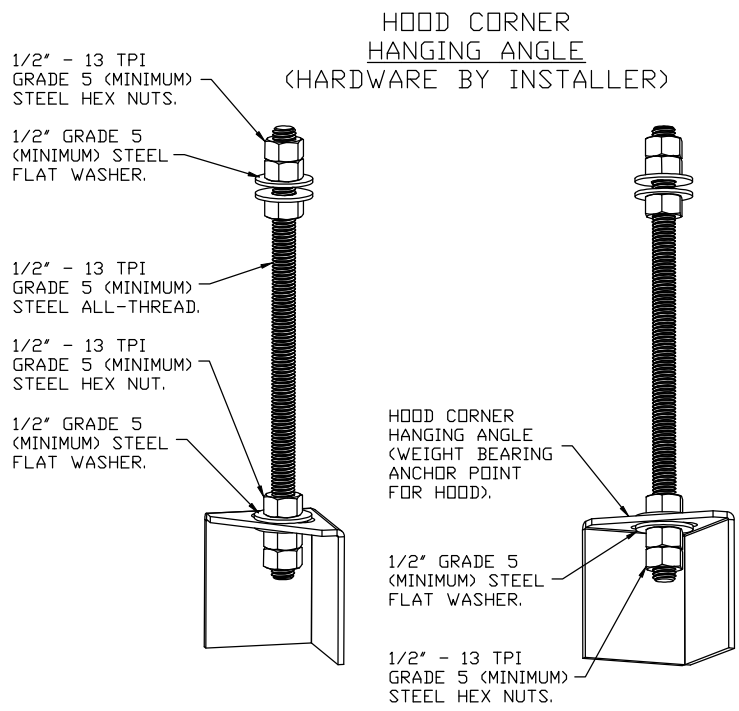
DOUBLE WALL DUCT BY MECHANICAL
PLEASE USE CONTACT BELOW FOR PRICING

ANSUL GAS VALVE:

THE ANSUL GAS VALVE IS PROVIDED BY CAPTIVEAIRE SYSTEMS. CONTACT OUR OFFICE WITH THE VALVE SIZE 3 DAYS IN ADVANCE OF WHEN IT IS NEEDED ON SITE.

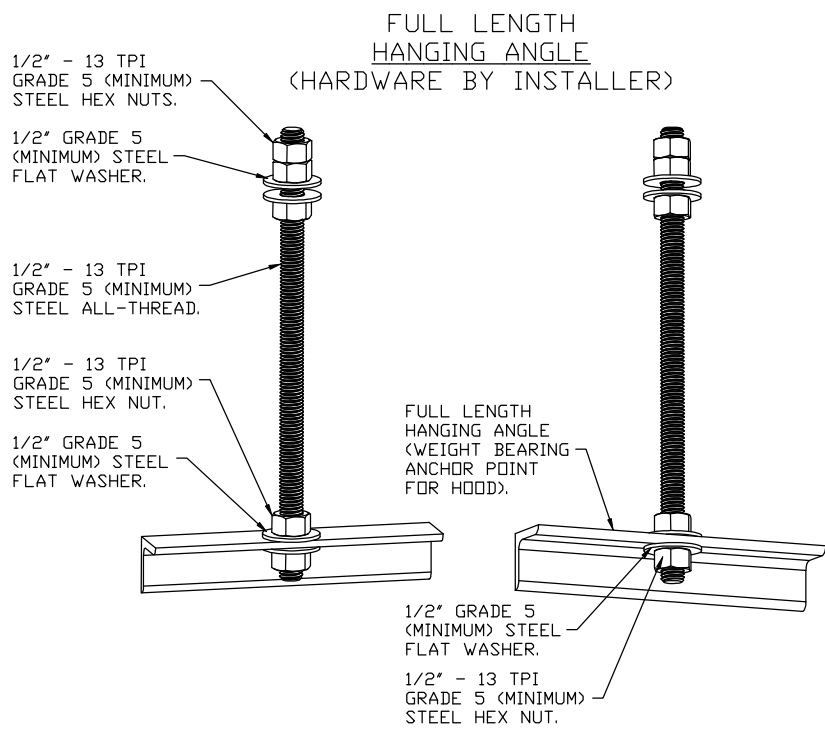
FOR QUESTIONS CALL THE
CAPTIVEAIRE
SOUTHERN CALIFORNIA OFFICE

3002 DOW AVENUE, SUITE 410
TUSTIN, CA 92780
TEL: 714-957-1500 EMAIL: REG86@CAPTIVEAIRE.COM



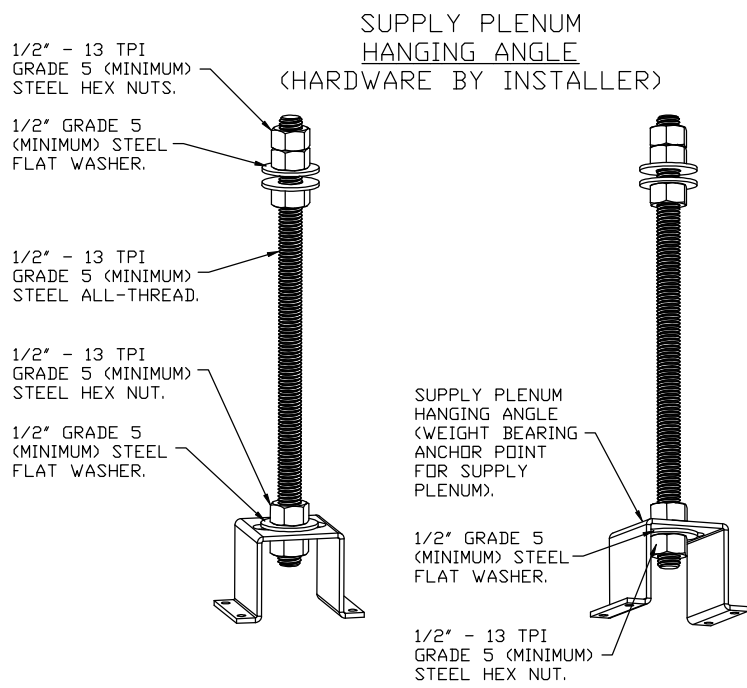
ASSEMBLY INSTRUCTIONS

HANGING ANGLE MUST BE SUPPORTED WITH 1/2" - 13 TPI GRADE 5 (MINIMUM) ALL-THREAD. SANDWICH HANGING ANGLES AND CEILING ANCHOR POINTS WITH 1/2" GRADE 5 (MINIMUM) STEEL FLAT WASHERS AND 1/2" - 13 TPI GRADE 5 (MINIMUM) HEX NUTS AS SHOWN. MUST USE DOUBLED HEX NUT CONFIGURATION BENEATH HOOD HANGING ANGLES AND ABOVE CEILING ANCHORS. MAINTAIN 1/4" OF EXPOSED THREADS BENEATH BOTTOM HEX NUT. TORQUE ALL HEX NUTS TO 57 FT-LBS.



ASSEMBLY INSTRUCTIONS

HANGING ANGLE MUST BE SUPPORTED WITH 1/2" - 13 TPI GRADE 5 (MINIMUM) ALL-THREAD. SANDWICH HANGING ANGLES AND CEILING ANCHOR POINTS WITH 1/2" GRADE 5 (MINIMUM) STEEL FLAT WASHERS AND 1/2" - 13 TPI GRADE 5 (MINIMUM) HEX NUTS AS SHOWN. MUST USE DOUBLED HEX NUT CONFIGURATION ABOVE CEILING ANCHORS. SINGLE HEX NUT BENEATH HANGING ANGLE IS ACCEPTABLE FOR FULL LENGTH HANGING ANGLES. MAINTAIN 1/4" OF EXPOSED THREADS BENEATH BOTTOM HEX NUT. TORQUE ALL HEX NUTS TO 57 FT-LBS.



ASSEMBLY INSTRUCTIONS

HANGING ANGLE MUST BE SUPPORTED WITH 1/2" - 13 TPI GRADE 5 (MINIMUM) ALL-THREAD. SANDWICH HANGING ANGLES AND CEILING ANCHOR POINTS WITH 1/2" GRADE 5 (MINIMUM) STEEL FLAT WASHERS AND 1/2" - 13 TPI GRADE 5 (MINIMUM) HEX NUTS AS SHOWN. MUST USE DOUBLED HEX NUT CONFIGURATION ABOVE CEILING ANCHORS. SINGLE HEX NUT BENEATH HANGING ANGLE IS ACCEPTABLE FOR PSP HANGING ANGLES. MAINTAIN 1/4" OF EXPOSED THREADS BENEATH BOTTOM HEX NUT. TORQUE ALL HEX NUTS TO 57 FT-LBS.



REVISIONS	
DESCRIPTION	DATE:
△	
△	
△	
△	



CAPTIVEAIRE

www.captiveaire.com

Southern California Office

3002 Dow Ave., Suite 410, Tustin, CA, 92780 PHONE: (714) 957-1500 FAX: (919) 227-5975 EMAIL: reg86@captiveaire.com

Panda Express - Westfield IN (D8060)
390 W Spring Mill Pointe Dr,
Westfield, IN, 46074

DATE: 5/21/2021

DWG.#:
4848007

DRAWN BY: AH-86

SCALE:
NO SCALE

MASTER DRAWING

SHEET NO.